
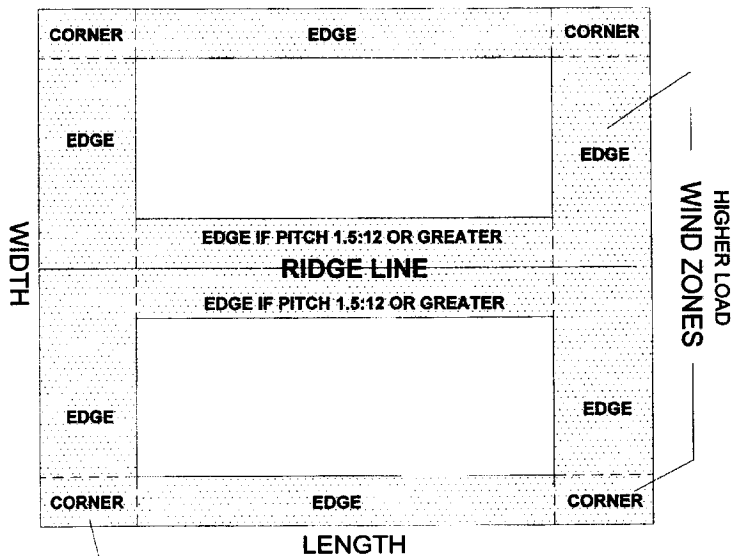


-ROOF HUGGER™



SPECIAL NOTICE ABOUT RETROFITTING PROJECTS IN FLORIDA AND OTHER HIGH WIND ZONE AREAS.

CODE CHANGES: The State of Florida and many other coastal and non-coastal municipalities have adopted the new IBC (International Building Code). This code differs dramatically from previous building codes in many ways. The most significant to us however is how the design loads for wind pressures are to be calculated. The roof is now divided into several zones: The “Edge or Perimeter Zones”, the “Corner Zones” and the “Field” or center area of the roof. The loads for each “Zone” must now be calculated separately. The new roof must withstand the full forces calculated in each of these “Zones”. This must be done often at higher wind speeds than before and without the 33% reduction for wind load pressures previously allowed by code. Since no two buildings are exactly alike, the size and shape of these “Zones” varies from building to building and depends on numerous engineering factors. Each building must be considered individually and engineered based on existing conditions and proposed changes.

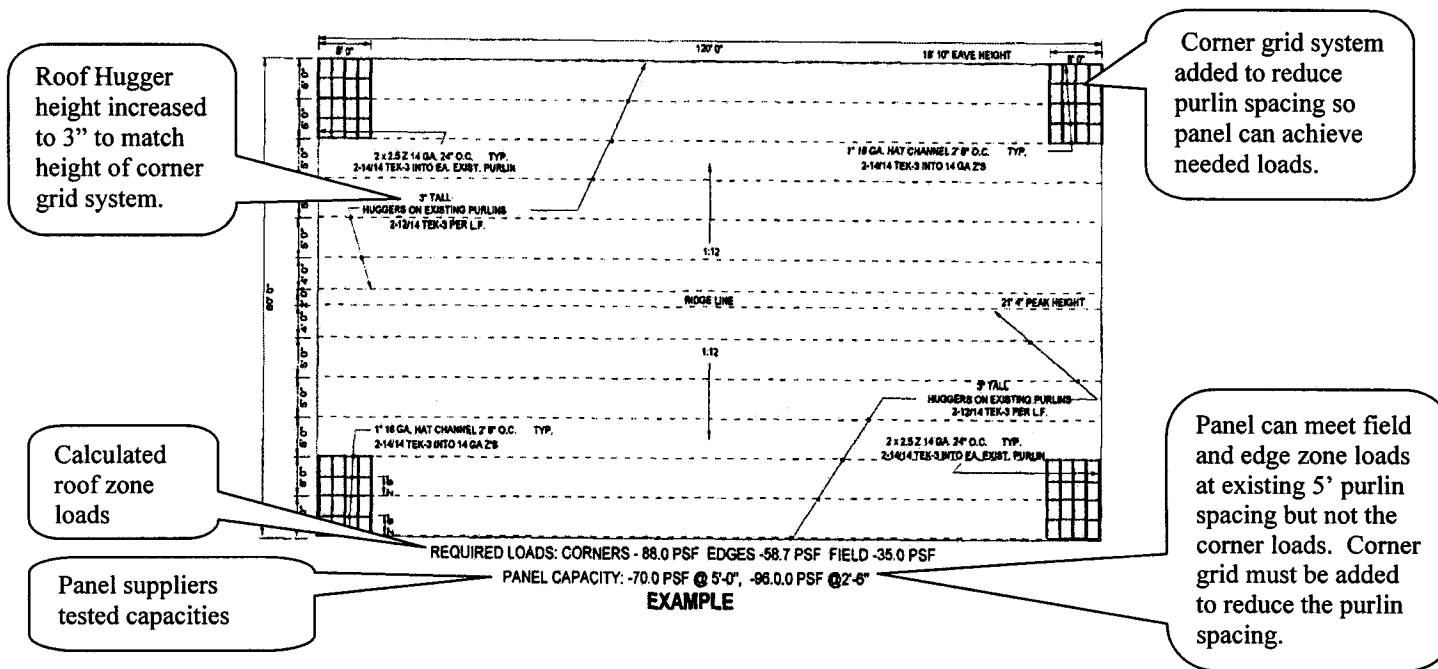


CHECK WITH APPLICABLE BUILDING CODE
FOR ROOF WIND LOADING.
(ASCE-7, BOCA, FLBC, IBC, MBMA, SBC, UBC)

Call “**ROOF HUGGER**” (800) 771-1711 or Fax 877-202-2254
P.O. Box 1027 • Odessa, FL 33556-1027 • “Red-Mc-1” McConnohie or Dale Nelson
www.roofhugger.com

HOW DOES THIS AFFECT MY PROJECT? Most older buildings have purlins that are spaced evenly at 5' o.c. Many roof panels, at this spacing, will not meet the new code requirements at higher load designs in the corners and edge zones. Some panels will not meet the loads within the field zones of the roof at 5' o.c. purlin spacing. Florida or Dade County Product approvals for specific panels are not automatically acceptable and must also be reviewed to confirm that the load capacities are adequate for your specific project. The panel capacities must be compared to the calculated roof zone loads and code required factors of safety. This means projects being permitted in Florida; high wind regions or other IBC code areas will have the following issues:

1. The loads for the various roof zones must be established. A registered engineer is typically employed to determine this. They may however be estimated on a preliminary basis by visiting the NRCA web site www.roofwinddesigner.com.
2. Once the loads have been determined, a roof panel can be selected that meets all or most of the calculated loads for the roof zones at the existing purlin spacing.
3. The new roof may have to be a heavier gauge to meet the loads, often 24ga. and in some cases 22ga. Sometimes changing to a different type of panel or rib pattern can be more economical depending on the panels certified design strength properties.
4. When the loads cannot be achieved at the existing purlin spacing, additional structure must be added to reduce the purlin spacing to allow the panel to achieve the needed capacity. Structural grids, reinforcing hats, additional purlins, Roof Huggers, additional "Z" framing or angles running parallel to the existing ribs, may be needed to do this. Remember the grid system may be taller than the Roof Huggers in their lowest profile. This means all the Huggers must be produced higher to flush out with the grid system. Check with your local engineer or Roof Hugger, Inc. to discuss your framing options.



HOW CAN WE QUOTE PROJECTS IN THESE AREAS? Roof Hugger is happy to assist you in the above process but recommends that you quote all projects in these areas ***“Subject To Final Engineered Design”***, unless roof engineering has been provided to you prior to estimating the project. Please feel free to call us and get our “Best Guess” as to what will be required but until the numerous items that go into the final design are analyzed no one can be 100% sure of the specific requirements.

Existing building information that will be needed includes: Building dimensions LxWxH, building usage, code requirements, roof pitch, purlins size, purlin spacing, existing roof panel type, and rib spacing, any canopies, facades, or other special conditions. In addition to the above **we will also need information on the proposed new panel** to be used and the design properties for this panel.

THIS IS A PAIN IN THEISN'T THERE ANOTHER WAY TO DO THIS?
Yes this is a pain and yes there are other ways to do this but all require project specific engineering and most require more complex, expensive or labor intensive framing modifications to the existing building. Many require the installation of new purlins from inside the existing building!

Roof Hugger, Inc. is continuing to work hard to design, engineer and test new retrofit assemblies to keep our system the leader in simplicity, speed of installation and overall project economy.

Thanks for your continued support and please do not hesitate to call us with any additional questions you may have.

Sincerely,

Dale G. Nelson
President
Roof Hugger, Inc.